



## Machine Learning Techniques for Stock Prediction System: a Comprehensive Review

---

Ankit Kumar Mishra, Neha Sansoya, Sahil Shrama, Maulik Jain,  
Pradeep Chauhan and Nitin Agrahari

EasyChair preprints are intended for rapid dissemination of research results and are integrated with the rest of EasyChair.

May 31, 2023

# Machine Learning Techniques for Stock Prediction System: A Comprehensive Review

<sup>1</sup>Ankit Kumar Mishra

Student, School of Computer Application, Lovely Professional University, Punjab

<sup>2</sup>Neha

Assistant Professor, School of Computer Application, Lovely Professional University, Punjab

<sup>3</sup>Sahil

Student, School of Computer Application, Lovely Professional University, Punjab

<sup>4</sup>Maulik Jain

Student, School of Computer Application, Lovely Professional University, Punjab

<sup>5</sup>Pradeep Chauhan

Student, School of Computer Application, Lovely Professional University, Punjab

<sup>6</sup>Nitin Agrahari

Student, School of Computer Application, Lovely Professional University, Punjab

---

## Abstract

This paper presents a comprehensive analysis of stock forecast frameworks utilizing machine learning procedures. The objective of this think about is to assess the execution of different machine learning calculations in foreseeing stock costs and to distinguish the challenges and openings related with utilizing machine learning [10] in stock expectation. The paper talks about the distinctive sorts of information utilized in stock forecast frameworks, such as chronicled stock costs, budgetary news, and financial markets. It moreover portrays the different machine learning calculations that have been connected in stock expectation frameworks, counting manufactured neural systems, bolster vector machines, choice trees, and arbitrary woodlands. The paper presents a basic investigation of the precision and adequacy of these calculations in anticipating stock costs. [2] In addition, it examines the significance of highlight determination and accurate [1] and pre-processing methods for progressing the execution of machine learning models. The paper concludes with a talk on long run investigate headings in this region and the potential suggestions of utilizing machine learning in stock prediction for financial specialists, dealers, and money related examiners. [5] In general, this paper gives an important asset for analysts and professionals curious about creating and conveying stock expectation frameworks utilizing machine learning procedure such as underneath examined.

**Keyword:** Machine learning; machine learning approaches; machine learning models [2]; stock market; stock market forecasting; linear regression.

## **1. Introduction**

Inventory demand is characterized as dynamic in nature and subject to direct change. Predicting stock prices is a tiring task as it depends on colourful factors including but not limited to political conditions, global frugality, financial reporting and operational efficiency. [8] company, etc. Therefore, in order to maximize profits and minimize losses, the means of predicting a stock's value in advance by analysing trends over the past countless times, can be largely helpful in generating movements. of stock demand. Traditionally, two main methods have been devised to predict the prognostic values of stocks by analysing trends over and over again, which can prove very useful in generating stock movements. stock demand. Traditionally, two main approaches have been proposed to figure the stock cost of an affiliation. The specialized examination framework employs the exacting cost of the stock as the closing and opening costs of the association's share cost. A specialized analysis system that takes stock prices as the end and the beginning of the analysis is qualitative, made on the basis of external factors such as company profile, demand situation, price, trading volume. translation, constant closing value, etc. of stocks to predict unborn stock prices. Alternative price, trading volume, continuous closing value, etc. of a stock to forecast the future price of the stock. Many variables affect a company's value on any given day, including profit conditions, investor sentiment toward a particular company, political efforts, and more. Because of this, the demand for power is affected by short changes, causing arbitrary fluctuations in stock prices. Collections require often dynamic, non-parametric, chaotic, and noisy inventory. Therefore, the incitement of the stock demand rate is considered an arbitrary system. Some of the main methods used to forecast stock bids include specialized analysis, time series prediction, machine learning and data mining, and modelling and forecasting stock movements. [2] The method discussed in this article is that of machine learning and data mining operations in stock demand. This article aims to provide a comparison of the validation by performing different classifiers. Therefore, we introduce a force prediction system to simplify questions related to forces. The common heuristic styles fall into three broad, potentially overlapping orders: primer analysis, specialized (map) analysis, and specialized styles. Abecedarian analysis involves analysing a company's future benefit based on its current trade scene and assess execution. On the other hand, specialized analysis involves reading charts and using statistics to identify stock demand trends. The software collects company stock information through colourful web pages and literally company data. It also predicts the number and value of stocks in companies of colour. [5] Provide the corresponding results for the required prediction.

## **2. About Stock Market**

### **2.1. Machine learning**

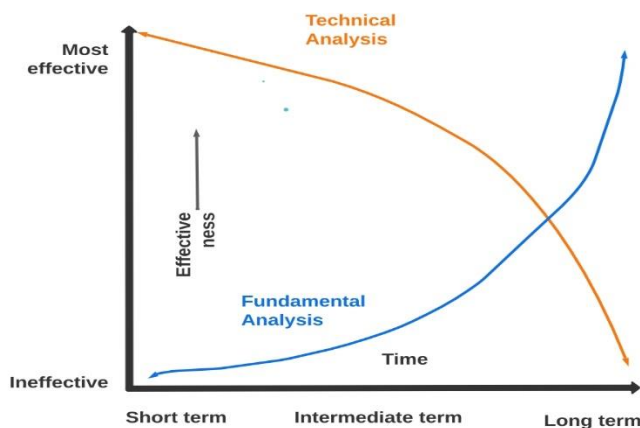
Currently, countless industries use machine knowledge. One of the most popular is the Mint Essential Stock. [1] Automated knowledge algorithms can be supervised or unsupervised. In supervised knowledge, the labelled input is trained and the algorithm is applied. categories and regressions are types of supervised knowledge. He has more control base. Unsupervised knowledge is not specific to data, but to an inadequately learned environment. Analyse patterns, correlations or clusters.

### **2.2. Machine Learning Approaches**

Machine Learning ways used to prognosticate stock prices involve analysing literal data to prognosticate the liability of unborn events and unborn performance. To do this, it examines patterns in data containing current and literal information to find the most applicable soothsaying model. [2] Machine learning models with optimal performance can be trained by tuning using different algorithms and associated parameters hyperparameters. still, machine learning model prognostications are generally not as dependable as mortal prognostications. still, prophetic models can be used as stoked intelligence for investors to make informed opinions about investing in stocks that offer advanced returns and minimize losses. In recent times, the arrival of machine learning and deep learning has bettered the delicacy of stock price vaticination model performance. fiscal judges and investors have used prophetic analytics ways to ameliorate their capability to prognosticate the prices of stocks in the request with relative delicacy.

### 2.3. Machine Learning Models

Care should be taken when using machine learning models for stock price vaticination, as the delicacy of the model's performance can varies depending on the amount of data available to train the model. For illustration, a model's curacy may be close to 95 in his one time and around 60 the coming. [4] This is substantially due to the fact that request prices aren't always definite and certain variables can change from period to period, similar as. Trading volume or number of workers that impact price movements. When deciding whether to use prophetic models for stock soothsaying, we recommend retrospectively testing these prophetic models to assess the quality of their cast results. This increases investor confidence in the model and provides a more solid foundation for unborn use. Then, we present three of the most popular or popular ways used to make machine learning models of stock price movements (up/ down) and classify whether a stock is a single stock or not. Buy, vend or keep



**Fig 1:** Stock movement machine learning model efficacy using ML

### 2.4. Stock market forecasting

Of the three general orders of stock vaticination ways, specialized analysis, [3] and sentiment analysis are primarily used for short- term vaticination on the scale of days or lower. One can total the prognostications from the models trained grounded on the principles of specialized and sentiment analysis for lesser model performance. [10] Abecedarian analysis, on the other hand, is used formed-term and long- term prognostications

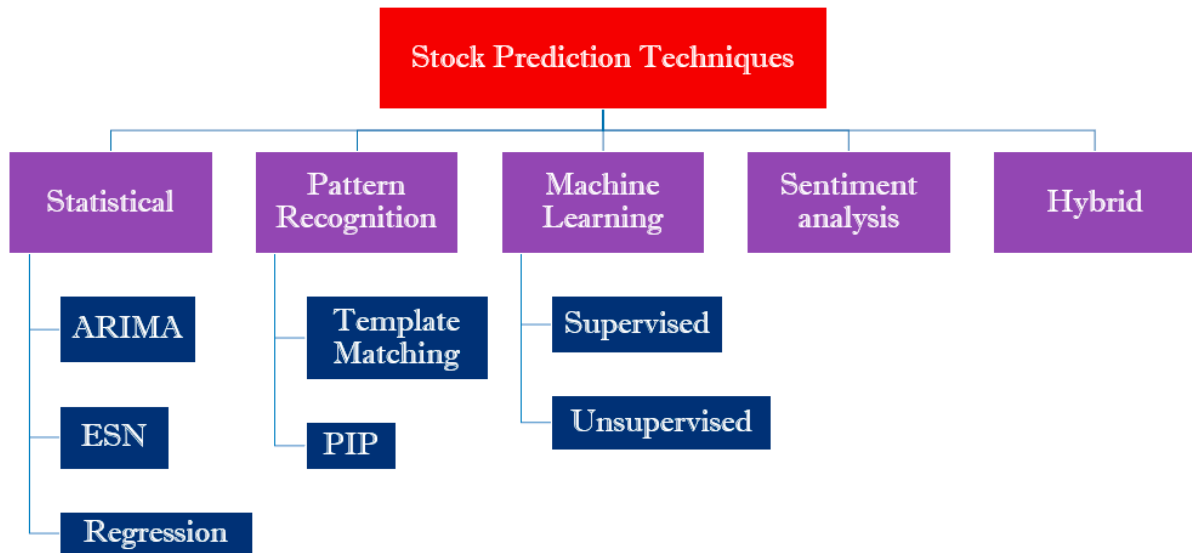


Fig. 2. Stock Prediction Techniques [2]

## 2.5. Linear Regression

Linear regression is a commonly used machine learning algorithm in stock prediction systems. It involves analysing the relationship between two variables, with one variable being the dependent variable (in this case, stock prices), and the other variable being the independent variable (such as market trends or company performance). Linear regression models can be used to forecast future stock prices by identifying patterns in historical data [2]. By fitting a linear line to the data points, the algorithm can predict the future stock prices based about the relationship between the independent and dependent variables. Linear regression is useful tool in stock prediction systems, but it should be used in combination with other algorithms to improve accuracy and account for external factors that may impact stock prices.

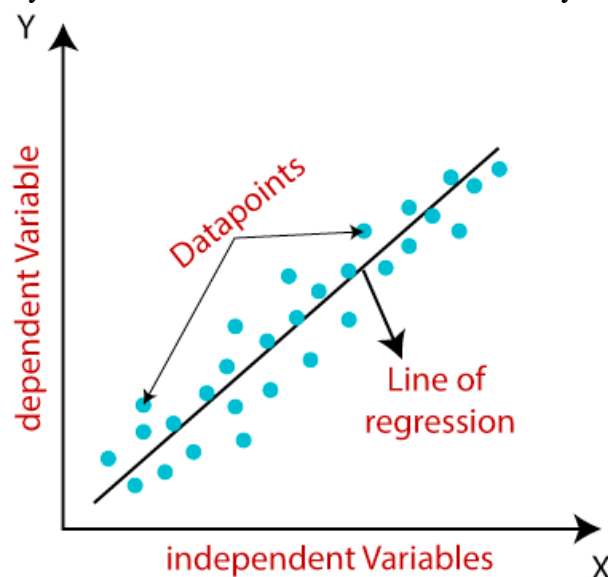


Fig. 3. Linear Regression [2]

## 3. Conclusions

Stock Request prognostications are always Analyst's pain. so, we try to use it A huge quantum of written data for prognosticating stock request indicators. if we Combining both textbook mining and numerical time ways You can achieve series analysis vaticination delicacy. Artificial Neural Networks Are good to Predict BSE. unborn request trends. fiscal judges and investors Use this prophetic model to make trading opinions Observing request gets. I was suitable to prize a large quantum Stock request data volume via Internet at runtime for analytics Simulation of the trading terrain. This literacy design will consolidate your understanding of stock soothsaying and help you apply it in your life. All types of stock trends carry threat. And these tend to offer advanced price eventuality. You can browse trending stock queries and get answers fluently. The machine literacy system was also tested on colourful data sources. Results for some models looked promising. Prophetic technology does not just help It's useful not only for experimenters, but also for investors and individualities Deal with the stock request. to make soothsaying easier Stock indicators are largely accurate [1] prophetic models need. In this work, we used one of the most accurate styles. vaticination technology by intermittent Neural Network A long- term memory unit that helps investors Judges or others interested in investing in stocks enter the request by giving good knowledge of the future State of the stock exchange. The two most extensively used styles, Abecedarian Analysis and specialized analysis were little anticipated trials done. especially specialized analysis Little or no chance of ever producing Statistically Significant Results with Correct Methodology [9] Applies. also, the machine literacy system was considerably tested from the data source. Results for some models looked promising, but it eventually failed when playing really trading simulation. This is because the stock request Differences between proposition and practice are likely to do

## References

- [1] L. N. Mintarya, J. N. M. Halim, C. ngie, S. Achmad, and A. Kurniawan, "Machine learning approaches in stock market prediction: A systematic literature review," *Procedia Comput. Sci.*, vol. 216, pp. 96–102, 2023, doi: 10.1016/j.procs.2022.12.115.
- [2] M. Bansal, A. Goyal, and A. Choudhary, "Stock Market Prediction with High Accuracy using Machine Learning Techniques," *Procedia Comput. Sci.*, vol. 215, pp. 247–265, Jan. 2022, doi: 10.1016/J.PROCS.2022.12.028.
- [3] A. Subasi, F. Amir, K. Bagedo, A. Shams, and A. Sarirete, "Stock Market Prediction Using Machine Learning," *Procedia Comput. Sci.*, vol. 194, pp. 173–179, 2021, doi: 10.1016/j.procs.2021.10.071.
- [4] O. Singh, S. K. Singh, M. D. Souza, and Z. Siddiqui, "Stock Market Analysis & Prediction Using R & Python," vol. 10, no. 2, 2021.
- [5] P. Soni, Y. Tewari, and D. Krishnan, "Machine Learning Approaches in Stock Price Prediction: A Systematic Review," in *Journal of Physics: Conference Series*, Jan. 2022, vol. 2161, no. 1. doi: 10.1088/1742-6596/2161/1/012065.
- [6] C. Dadiyala and A. Ambhaikar, "Technical Analysis of Pattern Based Stock Prediction Model Using Machine Learning," *Proc. 2021 IEEE Int. Conf. Innov. Comput. Intell. Commun. Smart Electr. Syst. ICSES 2021*, 2021, doi: 10.1109/ICSES52305.2021.9633961.

- [7] T. J. Strader, J. J. Rozycki, T. H. ROOT, and Y.-H. (John) Huang, "Machine Learning Stock Market Prediction Studies: Review and Research Directions," *J. Int. Technol. Inf. Manag.*, vol. 28, no. 4, pp. 63–83, 2020, doi: 10.58729/1941-6679.1435.
- [8] M. Vijh, D. Chandola, V. A. Tikkiwal, and A. Kumar, "Stock Closing Price Prediction using Machine Learning Techniques," *Procedia Comput. Sci.*, vol. 167, no. 2019, pp. 599–606, 2020, doi: 10.1016/j.procs.2020.03.326.
- [9] J. Hota, S. Chakravarty, B. K. Paikaray, and H. Bhojar, "Stock Market Prediction Using Machine Learning Techniques," *CEUR Workshop Proc.*, vol. 3283, pp. 163–171, 2021, doi: 10.32628/cseit1952296.
- [10] D. Shah, H. Isah, and F. Zulkernine, "Stock market analysis: A review and taxonomy of prediction techniques," *Int. J. Financ. Stud.*, vol. 7, no. 2, 2019, doi: 10.3390/ijfs7020026.
- [11] A. Bhardwaj, Y. Narayan, Vanraj, Pawan, and M. Dutta, "Sentiment Analysis for Indian Stock Market Prediction Using Sensex and Nifty," *Procedia Comput. Sci.*, vol. 70, pp. 85–91, 2015, doi: 10.1016/j.procs.2015.10.043.
- [12] X. Shao, K. Wu, and B. Liao, "ℓ<sub>p</sub>-Norm Multikernel Learning Approach for Stock Market Price Forecasting," *Comput. Intell. Neurosci.*, vol. 2012, 2012, doi: 10.1155/2012/601296.
- [13] A. Nayak, M. M. M. Pai, and R. M. Pai, "Prediction Models for Indian Stock Market," *Procedia Comput. Sci.*, vol. 89, pp. 441–449, 2016, doi: 10.1016/j.procs.2016.06.096.
- [14] F. Mehmanpazir and S. Asadi, "Development of an evolutionary fuzzy expert system for estimating future behavior of stock price," *J. Ind. Eng. Int.*, vol. 13, no. 1, pp. 29–46, 2017, doi: 10.1007/s40092-016-0165-7.
- [15] F. Wen, J. Xiao, Z. He, and X. Gong, "Stock price prediction based on SSA and SVM," *Procedia Comput. Sci.*, vol. 31, pp. 625–631, 2014, doi: 10.1016/j.procs.2014.05.309.
- [16] A. Al Nasser, A. Tucker, and S. De Cesare, "Quantifying StockTwits semantic terms' trading behavior in financial markets: An effective application of decision tree algorithms," *Expert Syst. Appl.*, vol. 42, no. 23, pp. 9192–9210, 2015, doi: 10.1016/j.eswa.2015.08.008.
- [17] R. Dash and P. K. Dash, "A hybrid stock trading framework integrating technical analysis with machine learning techniques," *J. Financ. Data Sci.*, vol. 2, no. 1, pp. 42–57, 2016, doi: 10.1016/j.jfds.2016.03.002.
- [18] F. Wen, J. Xiao, Z. He, and X. Gong, "Stock price prediction based on SSA and SVM," *Procedia Comput. Sci.*, vol. 31, pp. 625–631, 2014, doi: 10.1016/j.procs.2014.05.309.
- [19] R. Dash and P. K. Dash, "A hybrid stock trading framework integrating technical analysis with machine learning techniques," *J. Financ. Data Sci.*, vol. 2, no. 1, pp. 42–57, 2016, doi: 10.1016/j.jfds.2016.03.002.
- [20] R. Patel, V. Choudhary, D. Saxena, and A. K. Singh, "REVIEW of STOCK PREDICTION USING MACHINE LEARNING TECHNIQUES," *Proc. 5th Int. Conf. Trends Electron. Informatics, ICOEI 2021*, no. June, pp. 840–846, 2021, doi: 10.1109/ICOEI51242.2021.9453099.